



North Carolina Department of Labor **Occupational Safety & Health** **Division**

OSH Advisory Fall 2019 ***Federal Fiscal Year 2019****

Presented by:

Wanda Lagoe CSP CPM ARM

Bureau Chief

Education, Training and Technical Assistance

Occupational Safety and Health Division of North Carolina

**Preliminary Data*



Occupational Safety
& Health Division

Cherie Berry, Commissioner of Labor

For Public Official's Use Only



N.C. Workplace Safety and Health

TRC and DART Rate Comparison

FFY 2019—Fall

CY 2018	North Carolina		National Average		Comparison
TRC Rate	2.4	2.6*	2.8	3.1*	14% Lower/16% Lower*
DART Rate	1.3	1.4*	1.6	1.7*	19% Lower/18% Lower*

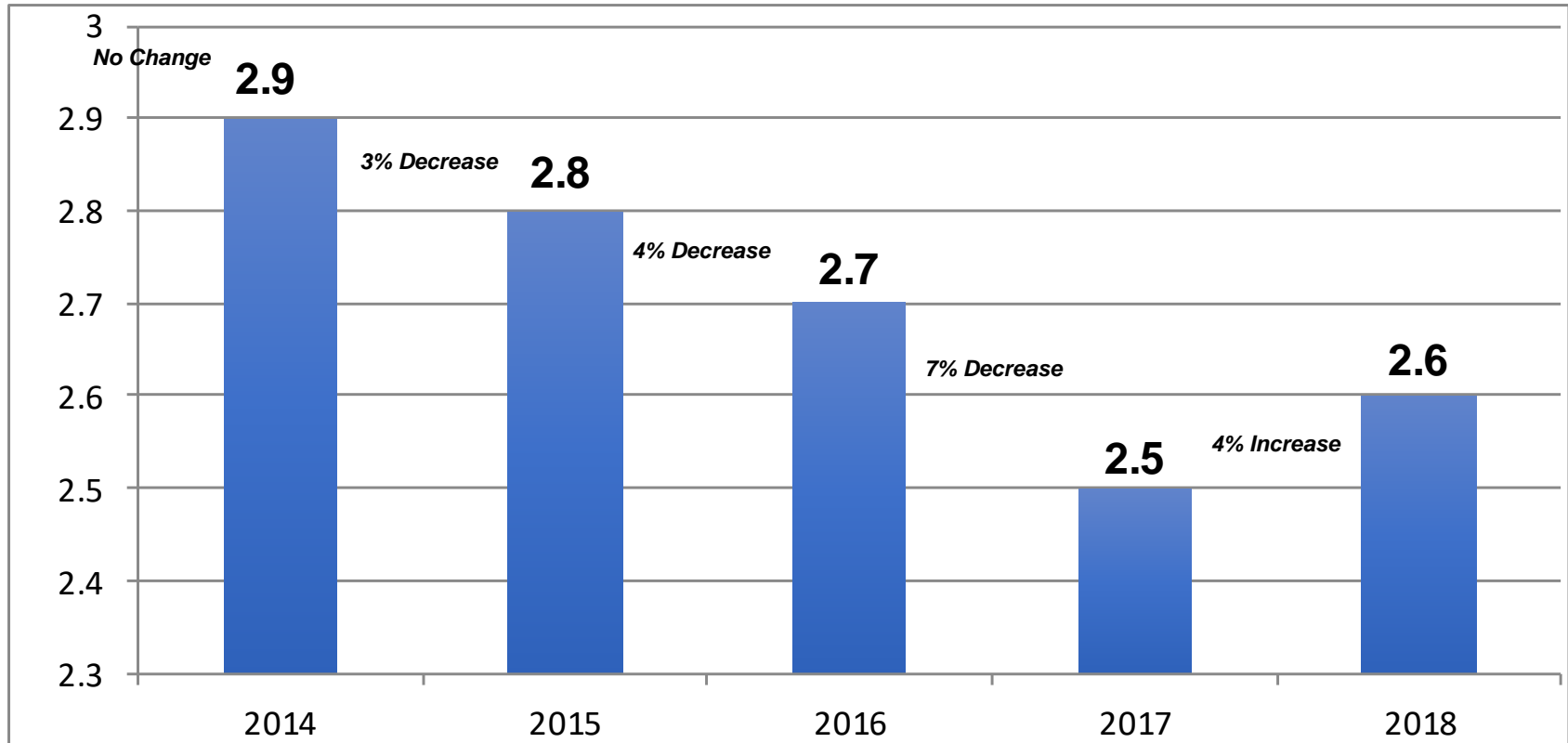
*All industries including state and local government CY = Calendar Year



N.C. Workplace Safety and Health

Total Recordable Cases (TRC)

FFY 2019—Fall



*All Industries Including State and Local Government
Based on Calendar Year*



Occupational Safety
& Health Division

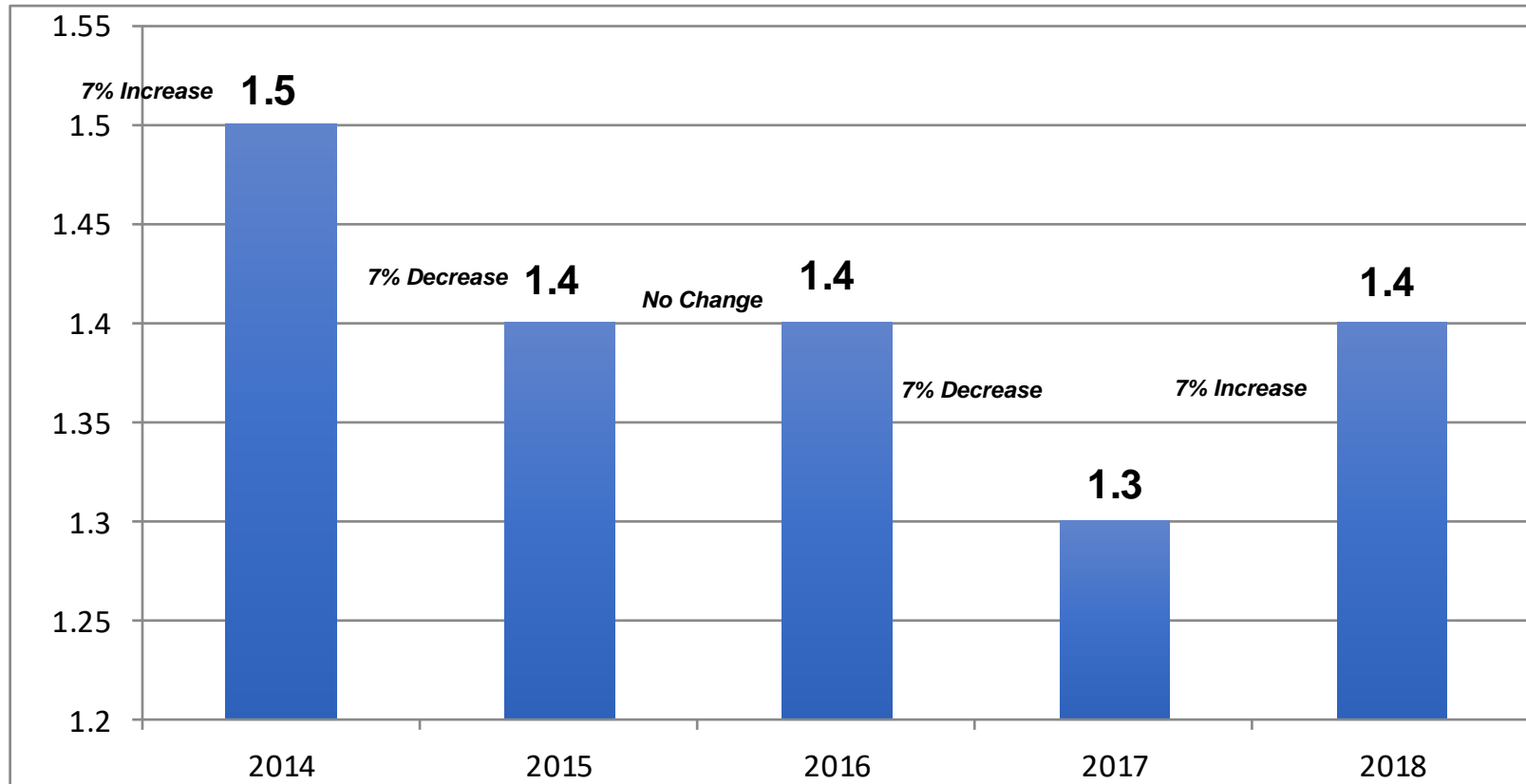
Cherie Berry, Commissioner of Labor

For Public Official's Use Only

N.C. Workplace Safety and Health

Days Away, Restricted or Transferred (DART)

FFY 2019—Fall



*All Industries Including State and Local Government
Based on Calendar Year*



Occupational Safety
& Health Division

Cherie Berry, Commissioner of Labor

For Public Official's Use Only

OSH Division

Fatalities Inspected

FFY 2019—Fall

FATALITY TYPE	Total	FATALITY TYPE	Total
Struck By	18	Inhalation	1
Caught In/Between	9	Ingestion	0
Bite/Sting/Scratch	0	Absorption	0
Fall (Same Level)	1	Repeated Motion/Pressure	0
Fall (From Elevation)	13	Cardio/Respiratory	0
Struck Against	1	Shock	1
Rubbed/Abraded	0	Other	9

Fatalities Under OSH Division Jurisdiction



	FFY 2018	FFY 2019	Total
Total Fatalities	49	Fatalities	53

OSH Division

Strategic Plan Goals

FFY 2019—Fall

COMPLIANCE	Total	FFY Goal
<i>Safety Inspections</i>	1,870	1,907
<i>Health Inspections</i>	985	1,087
<i>Serious Hazards Eliminated</i>	4,980	4,100
CONSULTATION	Total	FFY Goal
<i>Serious Hazards Eliminated</i>	7,380	5,250
<i>Private and Public Sector Visits</i>	1,692	1,370
OSH DIVISION	Total	FFY Goal
<i>Program Improvements</i>	2,688	2,060
<i>People Trained in Special Emphasis Program Areas</i>	7,198	3,700
<i>People Trained at OSH Division Sponsored Events</i>	13,696	9,600

OSH Division

Strategic Plan Goals

FFY 2019—Fall

Education, Training and Technical Assistance (ETTA)	Total	FFY Goal
<i>Publications Distributed</i>	70,892	45,000
<i>Standards Interpretations</i>	3,159	NA
Agricultural Safety and Health (ASH)	Total	FFY Goal
<i>Outreach Materials Distributed</i>	5,143	3,500
<i>Compliance Inspections</i>	74	80
<i>Certificates Issued</i>	1,770	1,500
<i>Preoccupancy Inspections</i>	1,887	1,700



NCDOL Photo Library

OSH Division

Complaint Desk*

FFY 2019—Fall

	East Compliance	West Compliance	Agricultural Safety and Health		
ACTIVITY	Total	Total	Total	Cumulative Total	FFY 2018
Complaints	1,171	1,400	8	2,579	2,419
Referrals	398	443	64	905	822
Fat/Cat	91	81	1	173	123
Totals	1,660	1,924	73	3,657	3,364

*Includes calls that were processed but not necessarily inspected. Fat/Cat includes calls regarding heart attacks and other natural causes.



Strategic Plan

Special Emphasis Programs (SEP)

FFY 2019—Fall

- *Construction*
- *Logging and Arboriculture*
- *Long Term Care Facilities*
- *Health Hazards*
- *Food Manufacturing*
- *Grocery and Related Product Wholesalers*
- *Amputations*



2019 – 2023 Strategic Management Plan

Goal #1 – Reduce fatalities by 2%

Goal #2 – Reduce injuries and illnesses by 5%

Special Emphasis Program

Construction

FFY 2019—Fall

	North Carolina			National Average			North Carolina vs. National Average
	CY 2017		CY 2018	CY 2017		CY 2018	2018 Comparison
TRC	1.8	28% Increase	2.5	3.1	No Change	3.1	19% Lower
DART	1.1	21% Increase	1.6	1.8	6% Decrease	1.7	6% Lower



SEP ACTIVITY	Total	FFY Goal
<i>Compliance Inspections</i>	1,641	1,050
<i>Consultative Visits</i>	503	200
<i>OSH Outreach Events (10 and 30 Hour Construction Courses)</i>	9	8
<i>People Trained</i>	2,293	2,500

Special Emphasis Program

Construction

FFY 2019—Fall

NAICS 23—CONSTRUCTION	FFY 2018		FFY 2019 Total
Total Fatalities	24		18
Fatality Rate	0.0110		0.0026*

* As of the end of the 2nd Qtr.

Fatality Type	Total	Fatality Type	Total
Struck By	4	Inhalation	1
Caught In/Between	1	Ingestion	0
Bite/Sting/Scratch	0	Absorption	0
Fall (Same Level)	0	Repeated Motion/Pressure	0
Fall (From Elevation)	7	Cardio/Respiratory	0
Struck Against	1	Shock	1
Rubbed/Abraded	0	Other	3



Special Emphasis Program

Logging and Arboriculture

FFY 2019—Fall

SEP ACTIVITY	Total	FFY Goal
<i>Compliance Inspections</i>	39	60
<i>Consultative Visits</i>	28	13
<i>OSH Training and Outreach Events</i>	12	1
<i>People Trained</i>	382	150



NAICS 11331*—LOGGING	FFY 2018	Total
<i>Total Fatalities</i>	0	1
NAICS 56173*—ARBORICULTURE	FFY 2018	Total
<i>Total Fatalities</i>	6	5
<i>Combined Fatality Rate</i>	0.0166	0.0056*

* As of the end of the 2nd Qtr.

Special Emphasis Program

Long Term Care Facilities

FFY 2019—Fall

NAICS 623*—LONG TERM CARE

	North Carolina			National Average			North Carolina vs. National Average
	CY 2017		CY 2018	CY 2017		CY 2018	2018 Comparison
TRC	6.4	16% Decrease	5.4	6.3	3% Decrease	6.1	11% Lower
DART	3.7	11% Decrease	3.3	3.8	3% Decrease	3.7	11% Lower

SEP ACTIVITY	Total	FFY Goal
<i>Compliance Inspections</i>	58	48
<i>Consultative Visits</i>	66	40
<i>OSH Outreach Events</i>	3	2
<i>People Trained</i>	442	50

Special Emphasis Program

Health Hazards

FFY 2019—Fall

COMPLIANCE INSPECTIONS	<i>Total</i>	FFY Goal
<i>Silica</i>	72	
<i>Asbestos</i>	25	
<i>Isocyanates</i>	25	
<i>Lead</i>	31	
<i>Hexavalent Chromium</i>	12	
<i>Total</i>	165*	100
<i>Program Improvements</i>	39	20

**Some inspections involved more than one health hazard and generally included a program improvement*



Special Emphasis Program

Health Hazards

FFY 2019—Fall

HEALTH HAZARDS	Consultative Surveys	
	<i>Total</i>	
<i>Silica</i>	170	
<i>Asbestos</i>	14	
<i>Isocyanates</i>	13	
<i>Lead</i>	31	
<i>Hexavalent Chromium</i>	27	
Total	255	
FFY Goal	200	

		
SEP ACTIVITY	<i>Total</i>	FFY Goal
<i>OSH Outreach Events</i>	41	18
<i>People Trained</i>	795	400

Special Emphasis Program

Food Manufacturing

FFY 2019—Fall

NAICS 311*—FOOD MANUFACTURING

	North Carolina			National Average			North Carolina vs. National Average
	CY 2017		CY 2018	CY 2017		CY 2018	2018 Comparison
TRC	3.6	19% Decrease	2.9	4.5	7% Decrease	4.2	31% Lower
DART	2.5	12% Decrease	2.2	3.1	6% Decrease	2.9	24% Lower

*TRC/DART rate based on the 3 digit NAICS code

SEP ACTIVITY	Total	FFY Goal
<i>Compliance Inspections</i>	42	40
<i>Consultative Visits</i>	28	12
<i>OSH Outreach Events</i>	1	1
<i>People Trained</i>	14	25

Special Emphasis Program

Grocery and Related Product Wholesalers

FFY 2019—Fall

NAICS 4244*—GROCERY AND RELATED WHOLESALERS

	North Carolina			National Average			North Carolina vs. National Average
	CY 2017		CY 2018	CY 2017		CY 2018	2018 Comparison
TRC	4.1	9% Increase	4.5	5.1	2% Increase	5.2	13% Lower
DART	3.0	12% Increase	3.4	4.2	5% Decrease	4.0	15% Lower

*DART/TRC rate based on the 4 digit NAICS code

SEP ACTIVITY	Total	FFY Goal
<i>Compliance Inspections</i>	23	20
<i>Consultative Visits</i>	4	3
<i>OSH Outreach Events</i>	1	1
<i>People Trained</i>	7	25



Occupational Safety
& Health Division

Cherie Berry, Commissioner of Labor

For Public Official's Use Only



Special Emphasis Program

Amputations—New

FFY 2019—Fall


- FFY 2019 Planning Year
 - *Setting and Monitoring Goals*
 - » Training Events (Internal and external)
 - » Compliance Inspections
 - » Consultation Visits
 - » Publications
 - *Operational Procedure Notice 149—SEP: Amputations*
 - » Establishes the SEP for inspections where employees may be exposed to amputation hazards on machinery due to lack of guarding/failure to utilize energy control procedures
 - » Mailed 1,675 SEP letters to employers

OSH Division

Public Sector

FFY 2019—Fall

	CY 2017		CY 2018
TRC	3.8	3% Increase	3.9
DART	1.8	No Change	1.8





ACTIVITY	Total	FFY Goal
Compliance Inspections	188	151
Consultative Visits	244	205
OSH Outreach Events/Booths	36	22
Trained	1,506	1,500



OSH Division

Recognition Programs

FFY 2019—Fall

STAR SITES—New, Recertification, Promotion	Total	FFY Goal	Approved Star Sites*
<i>Carolina Star</i>	28		103
<i>Building Star</i>	5		22
<i>Rising Star</i>	0		5
<i>Public Sector Star</i>	3		23
Total	36	30	153



*Cumulative Total
NCDOL Photo Library

	Total	FFY Goal
<i>Star Sites—Termination/Withdrawn</i>	3	
<i>Star Booths</i>	11	
<i>Star Presentations</i>	31	30
<i>Star Program Interventions</i>	166	150



OSH Division

Recognition Programs

FFY 2019—Fall

SHARP SITES—NEW	Total	FFY Goal	Approved SHARP Sites*
SHARP—Construction	2		6
SHARP—General Industry	6		137
SHARP—Public Sector	7		48
SHARP—Logging	0		0
Total	15	6	191
SHARP—Renewals	61*	55	

*Includes both general industry and public sector renewals

GOLD STAR GROWERS—NEW	Total
	286

SAFETY AWARDS	Total
CY 2019 Safety Awards Season	3,201
	Total
Million Hour Awards	152

OSH Division

Cut-Loose, In-Training, Vacant

FFY 2019—Fall

WEST COMPLIANCE	Safety	%	Industrial Hygienist	%
<i>Cut Loose</i>	22	71%	21	81%
<i>In-Training</i>	2	6%	3	11%
<i>Vacant</i>	7	23%	2	8%
Total	31		26	

EAST COMPLIANCE	Safety	%	Industrial Hygienist	%
<i>Cut Loose</i>	14	52%	7	39%
<i>In-Training</i>	7	26%	7	39%
<i>Vacant</i>	6	22%	4	22%
Total	27		18	

Safety Cut Loose	62%	Health Cut Loose	64%
Safety In-Training	16%	Health in-Training	23%
Safety Vacant	22%	Health Vacant	14%

OSH Division

Cut-Loose, In-Training, Vacant

FFY 2019—Fall

CONSULTATIVE SERVICES	Safety	%	Industrial Hygienist	%
Cut Loose	10	91%	8	100%
In-Training	1	9%	0	0%
Vacant	0	0%	0	0%
Total	11		8	
EDUCATION, TRAINING AND TECHNICAL ASSISTANCE	Safety	%	Industrial Hygienist	%
Cut Loose	8	73%	5	83%
In-Training	3	27%	0	0%
Vacant	0	0%	1	17%
Total	11		6	
AGRICULTURAL SAFETY AND HEALTH	Safety	%	Industrial Hygienist	
Cut Loose	4	67%	NA	
In-Training	2	33%	NA	
Vacant	0	0%	NA	
Total	6			


OSH Division

Training & Education Outreach

FFY 2019—Fall

● Stand Down

- Fall Prevention Safety Stand Down – May 6 - 10
 - » Two Construction Forums
 - Concord – May 7
 - Raleigh – May 9
- Trench Safety Stand Down – June 17 - 21
- Safe + Sound Week – August 12 - 18



OSH Division

MESH Certificate Program

FFY 2019—Fall

- **Introducing New MESH**

- *Emergency Preparedness MESH*

- » For individuals responsible for emergency preparedness and disaster recovery.
 - » 60 of the 100 hours must be specific to preparing for and responding to emergencies.





OSH Division

Standards Section—New/Revisions

FFY 2019—Fall

- **Memos**

- *WWS 2 – Enforcement of 29 CFR 1910.29(f)(1)(ii)(B) and 1910.29(f)(1)(iii)(A): Heights of Handrail and Stair Rail Systems (Guidance)*

- **Compliance Directives**

- *CPL 02-00-161 – National Emphasis Program: Trenching and Excavation*
 - » Directive implements an NEP in North Carolina for identifying, reducing and/or eliminating safety hazards associated with trenching and excavation. It supplements Construction SEP activity which includes trenching and excavation.



OSH Division

Standards Section—Revisions

FFY 2019—Fall

- **Memorandum of Understandings**

- *NCDHHS – Radiation Protection Section*

- » Memorandum between the NCDOL, OSH Division and the NCDHHS, Division of Health Service Regulation, Radiation Protection Section (formerly part of NCDENR).

- *NCDEQ – Air Quality Division*

- » Memorandum between the NCDOL, OSH Division and the NCDEQ (formerly NCDENR), Air Quality Division.

- *NCDA & CS – Meat and Poultry Inspection Division*

- » Memorandum between the NCDOL, OSH Division and the NC Department of Agriculture and Consumer Service, Meat and Poultry Inspection Division.

Thank You For Attending!

FFY 2019—Fall

Questions?

1-800-NC-LABOR

(1-800-625-2267)

www.labor.nc.gov



Occupational Safety
& Health Division

Cherie Berry, Commissioner of Labor

For Public Official's Use Only